

OWNER'S MANUAL



DKW-Duo

Dual Wireless Microphone System



Contents

Introduction	2
System Features	2
Operation.....	3
Specifications	5
Service Information	6
Warranty	7

Introduction

Thank you for choosing the Nady DKW-Duo dual wireless microphone system, we know you will be very pleased with its performance and features. The Nady DKW-Duo is the perfect entry-level professional wireless, delivering clear, transparent audio for a variety of singing and speech applications at a breakthrough new low price.

System Features

Receiver

- All the advantages and freedom of one or two channels of wireless operation without cumbersome cords
- Easy to use—simply plug into your audio mixer or amplifier instead of your wired microphone
- Use both channels with single receiver and two handheld microphone transmitters for simultaneous dual operation
- Excellent high fidelity audio—perfect for public speaking, karaoke/recreational singers, DJ's, and many other applications
- 150+ feet typical operating range—up to 300+ feet line-of-sight
- High-band VHF (170-216 MHz) operation for interference-free performance
- Advanced audio processing circuitry for a wide dynamic range (no overloading for loud inputs or background hiss during quiet use)
- Complete controls and connections for professional operation include front panel power On/Off switch, CH 1 and CH 2 output volume controls, Power On

LED, CH 1 and CH 2 transmitter on LED indicators

- Back panel 1/4" audio output jack and DC power input jack for supplied AC/DC adaptor
- Dual retractable CH 1 and CH 2 antennas
- Special added circuitry eliminates transmitter On/Off "pop" noise

Handheld Microphone Transmitters

- Each transmitter operates on a separate single frequency in the VHF 170-216MHz band and can be used singly or together simultaneously with the DKW-Duo dual receiver
- Easy, convenient operation with On/Off switch and low battery LED indicator which flashes once for unit "On", and lights steady for low battery alert
- Features the Nady DM-20 unidirectional dynamic cartridge for optimum true sound, maximum feedback rejection and minimal handling noise
- Each transmitter operates up to 15 hours on a single 9V alkaline battery

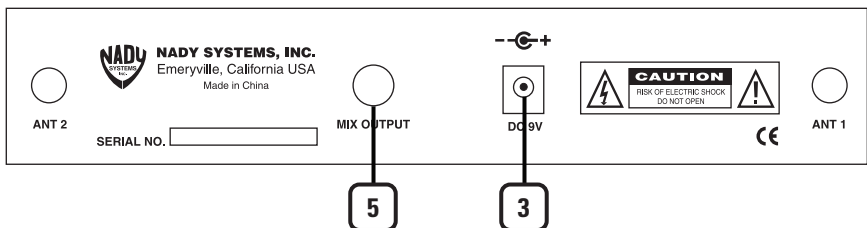
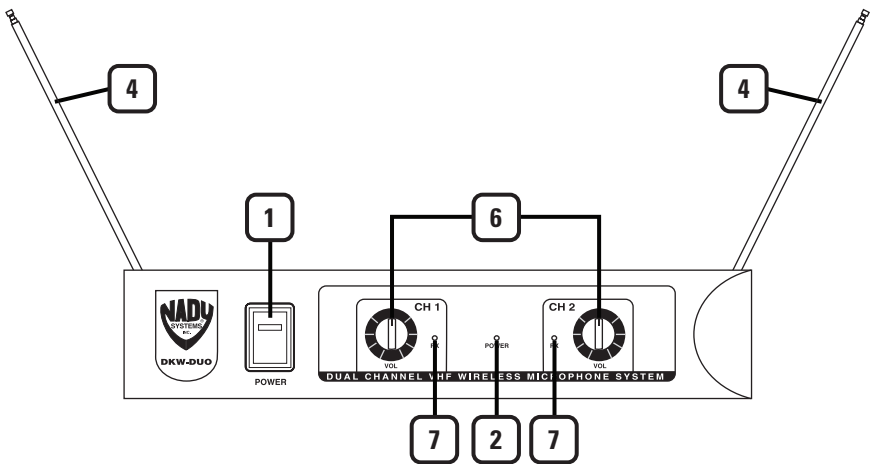
Operation

Receiver

1. Plug the AC/DC adapter (provided) into the **9VDC INPUT JACK (3)** on the back of the receiver. Then plug the power supply into an AC outlet. Switch the **POWER (1)** to the "On" position. The **POWER ON LED (2)** will now light and the receiver is operational.
2. Rotate and extend **ANTENNAS (4)** fully, angled at 60° position as shown.

3. The **1/4" AUDIO OUTPUT JACK (5)** provides a fixed, unbalanced MIC level audio output for connection to your mixer with the 1/4" to 1/4" cord supplied. As when making any connection, make sure the mixing board's volume is at the minimum level before plugging in the receiver to avoid possible sound system damage.

Note: this output is the sum of the signals received by both the internal receivers (CH 1 + CH 2). Use the CH 1 & CH 2 **VOLUME CONTROLS (6)** to adjust the individual relative channel volumes.



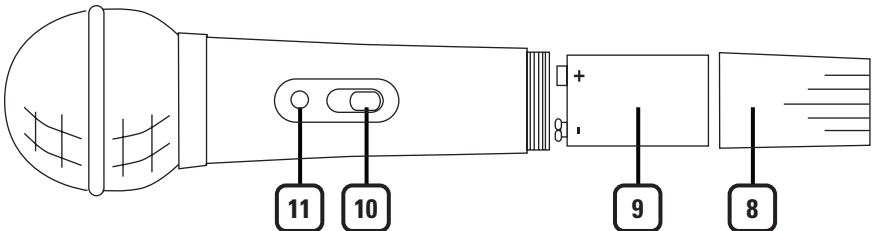
Handheld Microphone Transmitters

1. Unscrew the **BATTERY COMPARTMENT COVER (8)** and remove. Insert a fresh **9V BATTERY (9)**, observing correct polarity as marked, and screw the cover back on to the microphone. To ensure proper battery contact, the cover must be screwed on completely.

2. Turn on the handheld mic by sliding the **OFF/ON SWITCH (10)** to the "On" position. The **BATTERY INDICATOR LED (11)** will give a single quick flash, indicating usable battery strength. In the case of a dead or low battery, the LED will either not go on at all or will stay on continuously, indicating that the battery should be replaced with a fresh one.

3. The microphone is now ready to use. The corresponding **RX LED (7)** on the DKW-Duo receiver should now be lit, indicating a received signal from the transmitter on that Channel (1,2). Adjust the **VOLUME (6)** control of the receiver channels you are using clockwise to about $\frac{3}{4}$ rotation, until the volume level is comfortable for your application. If using both CH 1 and CH 2, adjust the relative volume of each channel as desired in the mixed (summed) receiver **AUDIO OUT (5)**.

Note: Observe care in selecting P.A. volume, transmitter location and speaker placement so that acoustic feedback (howling or screeching) will be avoided.



Specifications

OVERALL SYSTEM PERFORMANCE

Frequency Response	80-14,000 Hz, +/-3dB
Dynamic Range	95dB
Total Harmonic Distortion	<0.7%
RF Carrier Frequency Range	170-216 MHz
Frequency Stability	+/- 0.005%, crystal controlled
Modulation	FM (F3E), +/-15KHz max.
Operating Range	150 ft. typical-up to 300+ ft. line-of-sight

TRANSMITTER

Audio Input	Nady DM-20D unidirectional dynamic cartridge
Controls	Off/On switch
LED Indicator Unit	"On" (single flash), Low Battery Alert (steady)
RF Power Out	50mW (Max. allowed by FCC)
Harmonic & Spurious Emissions	>-40dB
Battery	9V Alkaline
Battery Life	Up to 15 hours
Dimensions	8.9" X 1.4" Dia. (22.6 X 3.5 cm)
Weight (w/o battery)	5.4 oz. (151 g.)

RECEIVER

Controls	Power On/Off
Connectors	1/4" unbalanced audio out jack, 2.1mm barrel-type DC input jack
LED Indicator	Power On, Transmitter RF (CH A & CH B)
Dimensions	8.2" X 5.3" X 1.75", (20.8 X 13.5 X 4.4 cm.)
Weight	16.1 oz. (451 g.)
Power Requirements	9V @ 120mA, nominal, AC/DC adapter supplied
Antennas	Dual 15" (38 cm), collapsible

Specifications subject to change for product improvement purposes

Service Information

In the U.S. If you are experiencing operational problems with your system, please refer to the Support page at www.nady.com for assistance. Should your wireless system require service, please contact the Nady Service Department at (510) 652-2411 to obtain a Return Authorization (R/A) Number and service quote (if out of warranty). Make sure the R/A Number is clearly marked on the outside of the package that you are returning.

If your unit is out of warranty, please enclose a cashier's check or money order (or pay by credit card) per instructions by the Nady Service Department. Ship your unit prepaid to: Nady Systems, Service Department, 6701 Shellmound Street, Emeryville, CA 94608. Include a brief description of the problem you are experiencing. For service of a unit under warranty, please follow the instructions in the following section.

Outside the U.S. For service or warranty matters please contact the Nady distributor in your country through the dealer/store from which you purchased this product.

Do not attempt to service this unit yourself as it can be dangerous and will also void the warranty.

90-Days Limited Warranty

Nady Systems, Inc. warrants to the original consumer purchaser (U.S.A. only) that the unit is free from any defects in material or workmanship for a period of 90 days from the date of original retail purchase. If any such defect is discovered within the warranty period, Nady Systems, Inc. will repair or replace the unit free of charge, subject to verification of the defect or malfunction upon return to Nady Systems. Please do not return your Nady product to the store where it was purchased as Nady Systems handles your warranty service directly. Communication with our Service Department is the most efficient means of servicing your unit and we are dedicated to keeping you a satisfied customer.

To the extent permitted by law, any applicable implied warranties, including warranties of merchantability and fitness are hereby limited to 90 days from the date of purchase. Consequential or incidental damages resulting from a breach of any applicable express or implied warranties are hereby excluded. This warranty is in lieu of all other agreements and warranties, general or special, express or implied and no representative or person including a Nady dealer, agent, or employee is authorized to assume for us any other liability in connection with the sale or use of this Nady Systems' product.

Whereas some states do not allow limitations on how long implied warranties last, and do not allow exclusion of incidental or consequential damages, the above limitations and exclusions may not apply to you. This warranty gives you specific legal rights and you may also have other rights which may vary from state to state.

This warranty is subject to the following conditions:

- 1) This system must have been purchased from an authorized Nady dealer and all warranty service must be performed by Nady's service department. Any service not performed by Nady will automatically void this warranty.
- 2) Items not covered: physical damage resulting from improper handling of the unit in transit from the factory by the shipper (Nady Systems is not responsible for such damage and all such claims must be made against the shipping company by the consignee); defects caused by normal wear of the product (expendable parts are typically connectors, cables, potentiometers, switches and similar components); damage or defects caused by abuse, neglect, accident, failure to connect or operate the unit in any way that does not comply with applicable technical or safety regulations, or improper repair, excessive heat or humidity, alteration or unreasonable use of the unit, causing cracks, broken cases/housings or parts; damage caused by leaking batteries; finish or appearance items; items damaged in shipment en route to Nady Systems, Inc. for repair. The warranty is null and void if any Nady serial number has been removed or defaced.

How To Obtain Service:

- 1) If factory service is required, please contact our Service Department at (510) 652-2411 for a return authorization (R/A) number. Make sure the R/A number is clearly marked on the outside of your package. (Please note: if an R/A number is not included, our Shipping Department cannot accept your package.)
- 2) Send the unit back to Nady Systems, 6701 Shellmound Street, Emeryville, CA, 94608, freight pre-paid. You must include proof of date and place of purchase (i.e., photocopy of your bill of sale) or Nady cannot be responsible for repair or replacement. Nady Systems, Inc. will not repair, nor be held responsible, for any units returned without proper identification, return address, and R/A number clearly marked on the package.
- 3) Per the above, Nady will perform all warranty service and return the unit to you at no charge. Nady Systems will inform the buyer if product sent in does not meet the terms of this warranty and will provide a quote for fixing the unit and/or shipping it back exclusively at the buyer's expense.



6701 Shellmound Street | Emeryville, CA USA 94608
T 510.652.2411 | F 510.652.5075 | www.nady.com